

Welcome to



PDF Expert

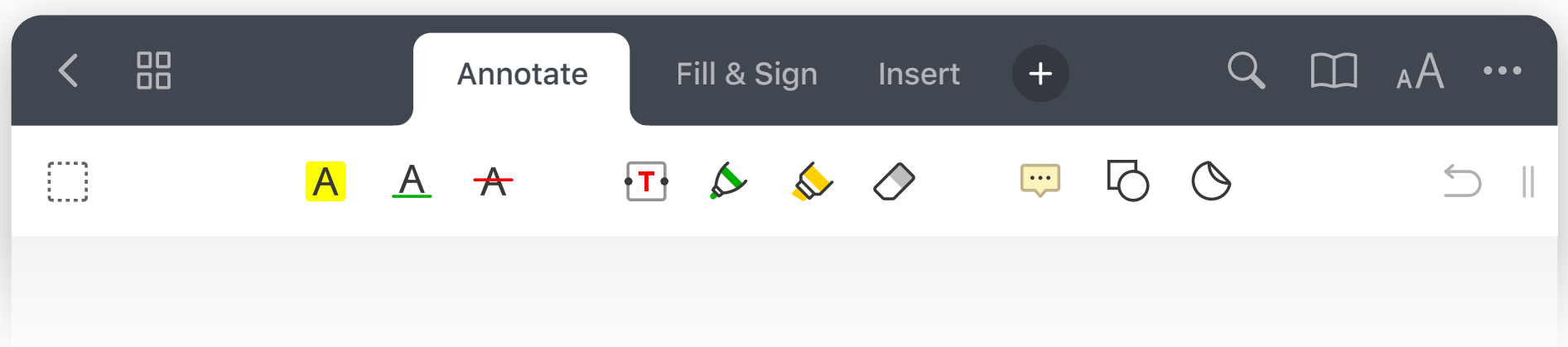
Take a quick tour and discover
the power of PDF editing

Readdle

Annotate to remember

Annotating a text, or marking the pages with notes, is an excellent, if not essential, way to make the most out of the reading. Annotations make it easy to find important information when you look back.


Tap **Annotate** on the toolbar and select the tool that works best for you.



A

Highlight with colors

Use colors to emphasize different values of information: highlight the main ideas with yellow, take green for additional info, and red for disagreements.




T

Add Text notes

Enrich your PDFs with important remarks and thoughts by typing text comments in the margins of the page. They are searchable and you can find them later.

You can change **the font family,** color and **size.**

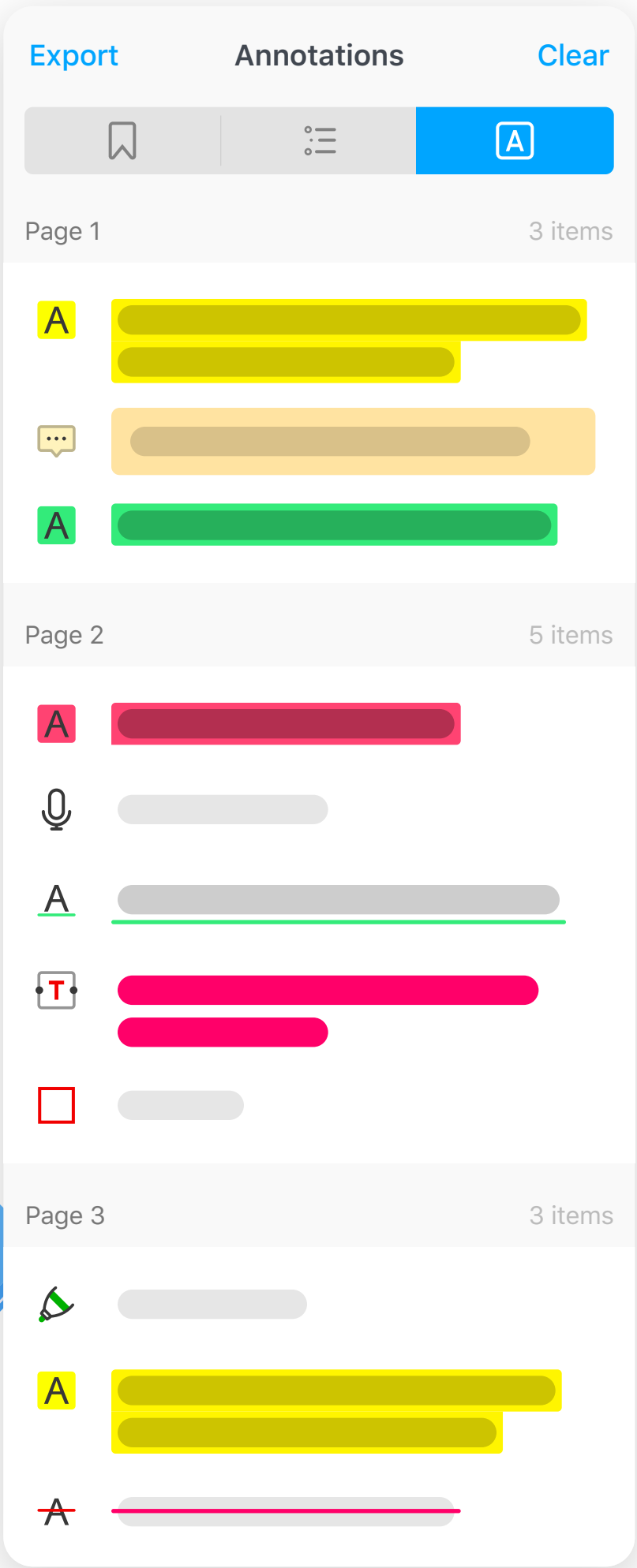
Get an overview

To view a list of all annotations you've made in the document, tap  at the top right.

Export annotation summary

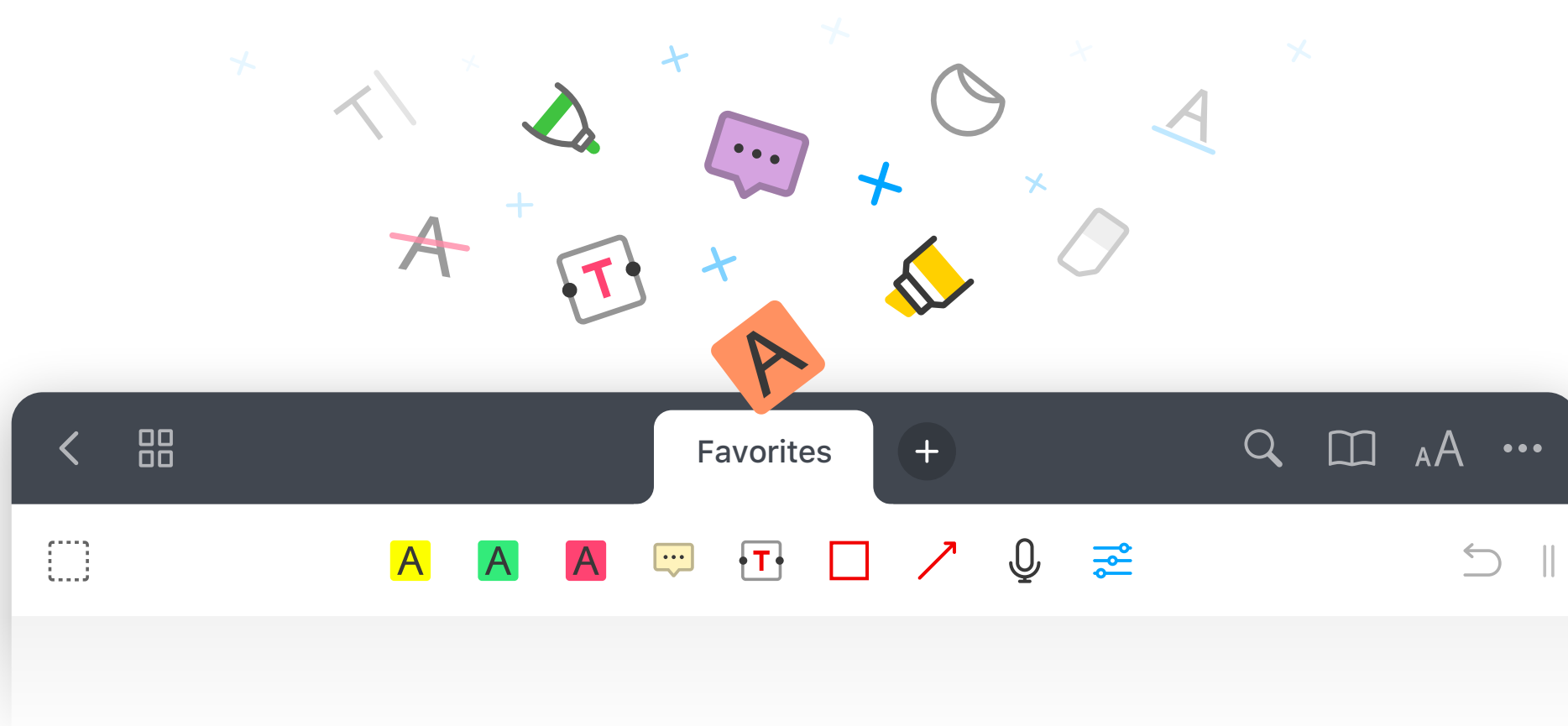
You can export your summarized ideas in a separate file so you can focus on the most valuable things.

All markups and drawings in the files are sorted by page numbers.






Make it custom

PDF Expert doesn't pose any limits to your habits. If you get used to the particular tools while reading or annotating you can always create your own customizable toolset depending on your workflow.




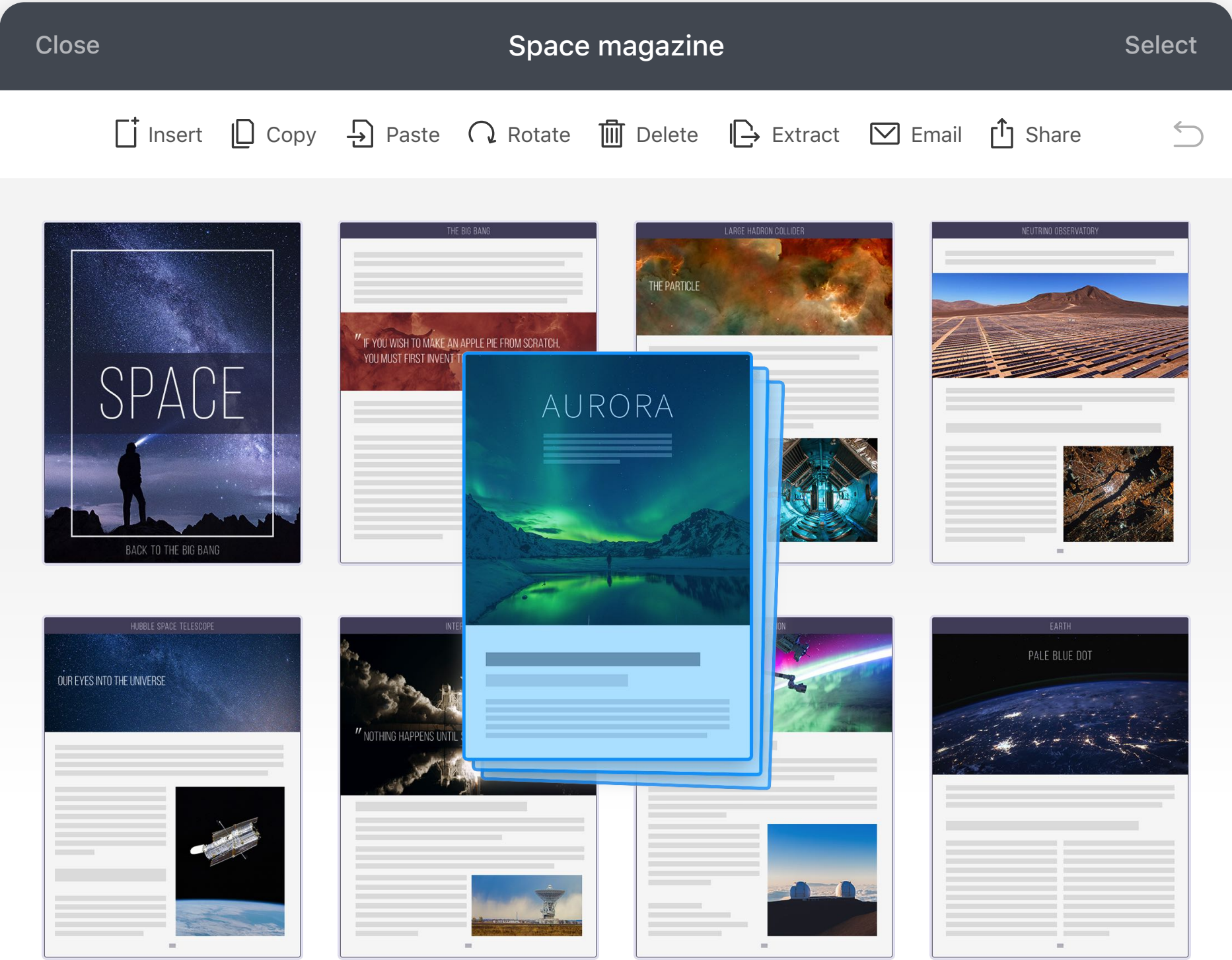
Give it a try

Take any tool you like, either  Highlight,  Pen or  Note, and try to mark up the text below:

*All the world's a stage,
And all the men and women merely players;
They have their exits and their entrances;
And one man in his time plays many parts,
His acts being seven ages.*

Manage pages

Page management in PDF Expert is intuitively simple and fast. Tap  to insert, rearrange and extract pages.



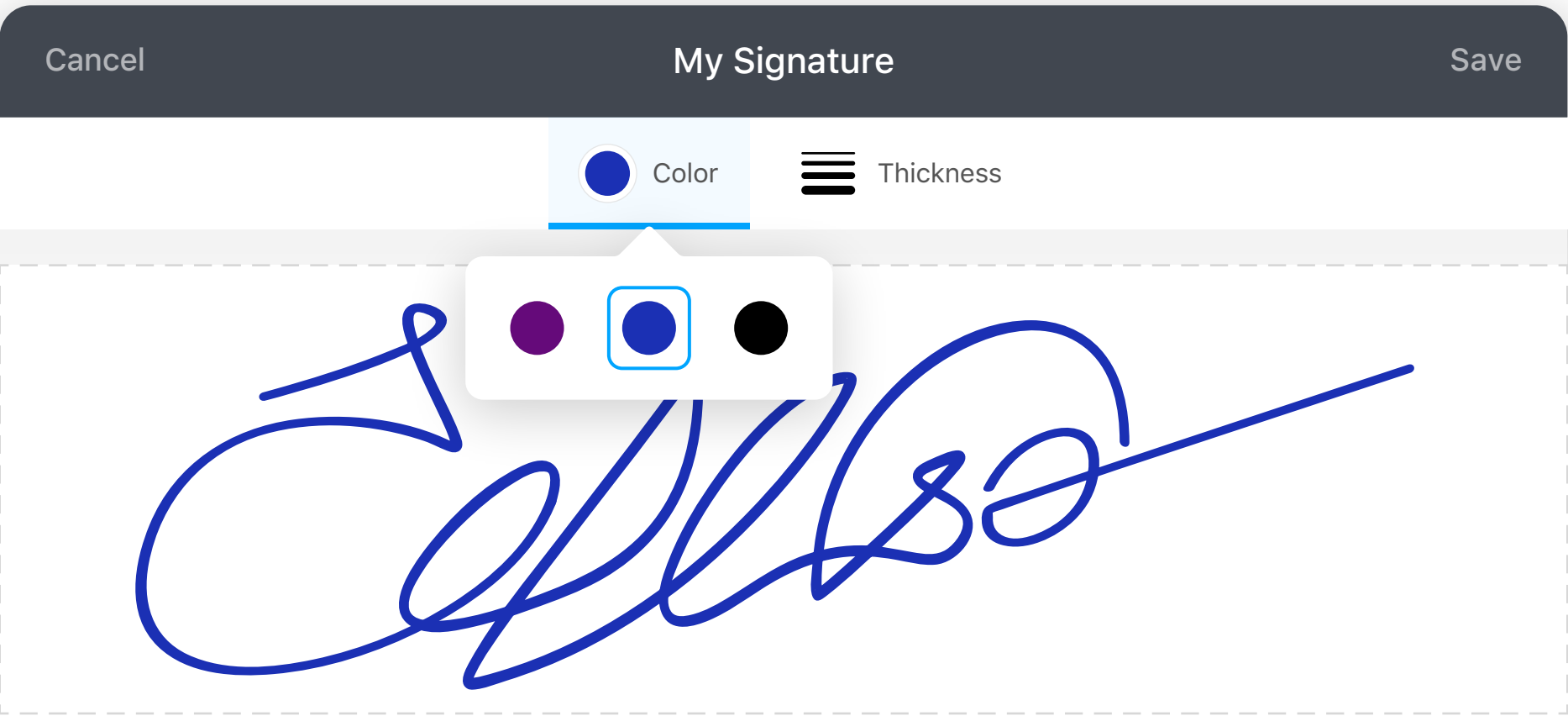
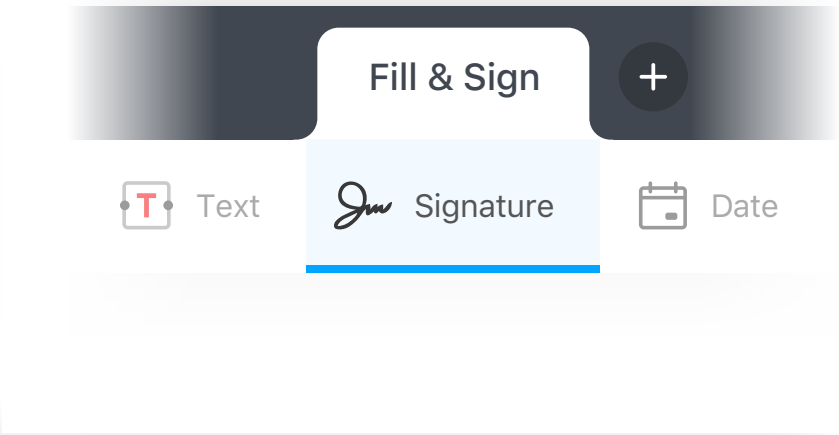
To change the page order in the Thumbnail view, select the pages and Drag'n'Drop them to the needed place in the document.



Tip: Use the **two finger rotation gesture** to change the page orientation.

Sign PDFs


To place your personal free-hand signature in the PDF tap **Fill & Sign** and select  **Signature**.



Tip: The signature you create will be saved for future use, and will also be synced to PDF Expert on your iPhone and Mac.

Give it a try

Practice in creating your own life-like signature:





Import files



Among thousands of ways of how PDFs may appear in PDF Expert, the most obvious one is via email. Let's imagine that you receive an email with a PDF document that should be signed.

Your next steps are:

- Open the PDF attachment in the Mail app
- Tap **Share**  at the top right
- Select **PDF Expert** from the suggested apps



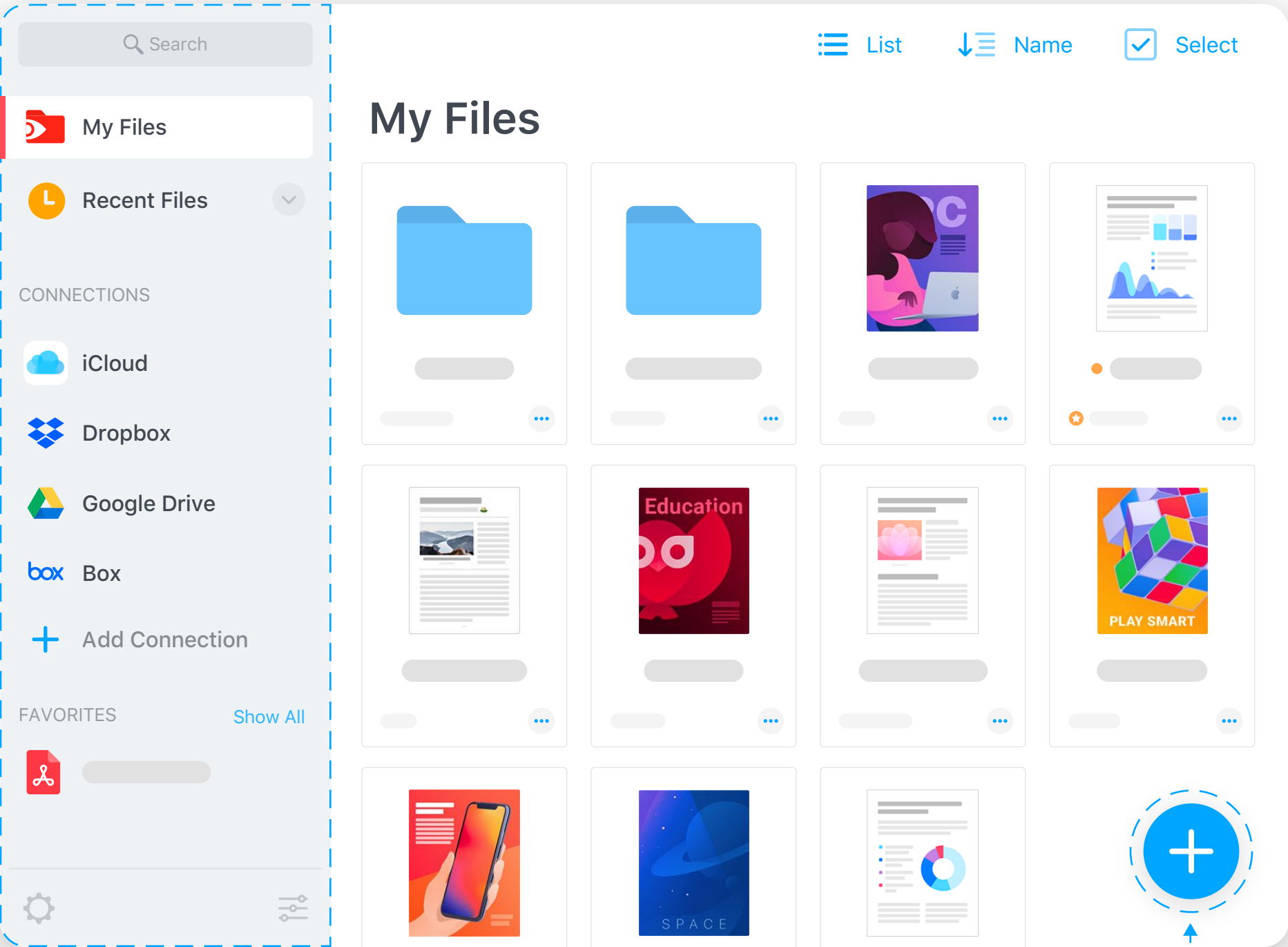
Voilà! The PDF document is successfully saved to PDF Expert!

Organize your workspace

PDF Expert is a smart solution for keeping and organizing a wide variety of your PDF documents, books, projects and other papers.




• Sidebar

Here you can search files, get access to cloud storages or remote devices, and configure app preferences.



Tip: Use Drag'n'Drop to manage multiple files and even folders at a time.

Here you can:

-  Create Folder
-  Create new PDF
-  Import from the cloud

There's More to Explore!



Edit PDFs

It's never been easier to fix a typo, edit a paragraph or change an image right in your PDF.



Merge PDFs

Add pages from one PDF to another, or merge the entire PDFs together without even opening them.



Password protect PDFs

Encrypt your PDFs with a password to prevent unauthorized access to the file content, especially for file sharing.



Compress PDFs

Compress your cumbersome PDF files into compact PDF attachments to be shared via email with ease.

Readdle